

Datentabelle und Diagramme

Vuelta a España 2025

| Tomy | 1 | 2 | 3 | 4 | 5 | 6 | 7 | 8 | 9 | 10 | 11 | 12 | 13 | 14 | 15 | 16 | 17 | 18 | 19 | 20 | 21 |
|-------------------|------------|------------|------------|------------|------------|------------|------------|------------|------------|------------|------------|------------|------------|------------|-------------|-------------|-------------|-------------|-------------|-------------|-------------|
| Etappe | 61 | 50 | 42 | 38 | 0 | 70 | 42 | 83 | 97 | 69 | 0 | 55 | 63 | 61 | 28 | 83 | 62 | 49 | 47 | 85 | 0 |
| Gesamt | 2 | 14 | 16 | 11 | 14 | 8 | 12 | 12 | 7 | 12 | 12 | 10 | 14 | 14 | 14 | 14 | 14 | 16 | 16 | 19 | 19 |
| Total | 63 | 64 | 58 | 49 | 14 | 78 | 54 | 95 | 104 | 81 | 12 | 65 | 77 | 75 | 42 | 97 | 76 | 65 | 63 | 104 | 19 |
| Etappe summiert | 61 | 111 | 153 | 191 | 191 | 261 | 303 | 386 | 483 | 552 | 552 | 607 | 670 | 731 | 759 | 842 | 904 | 953 | 1000 | 1085 | 1085 |
| Gesamt summiert | 2 | 16 | 32 | 43 | 57 | 65 | 77 | 89 | 96 | 108 | 120 | 130 | 144 | 158 | 172 | 186 | 200 | 216 | 232 | 251 | 270 |
| Total | 63 | 127 | 185 | 234 | 248 | 326 | 380 | 475 | 579 | 660 | 672 | 737 | 814 | 889 | 931 | 1028 | 1104 | 1169 | 1232 | 1336 | 1355 |
| Sandro | | | | | | | | | | | | | | | | | | | | | |
| Etappe | 63 | 67 | 71 | 112 | 0 | 56 | 52 | 55 | 75 | 82 | 0 | 29 | 81 | 60 | 57 | 30 | 83 | 51 | 77 | 52 | 0 |
| Gesamt | 9 | 12 | 12 | 12 | 12 | 4 | 11 | 11 | 15 | 13 | 16 | 16 | 16 | 16 | 16 | 17 | 15 | 15 | 17 | 14 | 14 |
| Total | 72 | 79 | 83 | 124 | 12 | 60 | 63 | 66 | 90 | 95 | 16 | 45 | 97 | 76 | 73 | 47 | 98 | 66 | 94 | 66 | 14 |
| Etappe summiert | 63 | 130 | 201 | 313 | 313 | 369 | 421 | 476 | 551 | 633 | 633 | 662 | 743 | 803 | 860 | 890 | 973 | 1024 | 1101 | 1153 | 1153 |
| Gesamt summiert | 9 | 21 | 33 | 45 | 57 | 61 | 72 | 83 | 98 | 111 | 127 | 143 | 159 | 175 | 191 | 208 | 223 | 238 | 255 | 269 | 283 |
| Total | 72 | 151 | 234 | 358 | 370 | 430 | 493 | 559 | 649 | 744 | 760 | 805 | 902 | 978 | 1051 | 1098 | 1196 | 1262 | 1356 | 1422 | 1436 |
| Muri | | | | | | | | | | | | | | | | | | | | | |
| Etappe | 88 | 54 | 71 | 74 | 0 | 67 | 87 | 86 | 26 | 39 | 0 | 83 | 42 | 58 | 120 | 61 | 34 | 75 | 111 | 48 | 0 |
| Gesamt | 28 | 8 | 4 | 8 | 15 | 20 | 18 | 20 | 18 | 15 | 12 | 14 | 8 | 8 | 8 | 8 | 10 | 10 | 8 | 8 | 8 |
| Total | 116 | 62 | 75 | 82 | 15 | 87 | 105 | 106 | 44 | 54 | 12 | 97 | 50 | 66 | 128 | 69 | 44 | 85 | 119 | 56 | 8 |
| Etappe summiert | 88 | 142 | 213 | 287 | 287 | 354 | 441 | 527 | 553 | 592 | 592 | 675 | 717 | 775 | 895 | 956 | 990 | 1065 | 1176 | 1224 | 1224 |
| Gesamt summiert | 28 | 36 | 40 | 48 | 63 | 83 | 101 | 121 | 139 | 154 | 166 | 180 | 188 | 196 | 204 | 212 | 222 | 232 | 240 | 248 | 256 |
| Total | 116 | 178 | 253 | 335 | 350 | 437 | 542 | 648 | 692 | 746 | 758 | 855 | 905 | 971 | 1099 | 1168 | 1212 | 1297 | 1416 | 1472 | 1480 |
| Stef Marco | | | | | | | | | | | | | | | | | | | | | |
| Etappe | 23 | 64 | 51 | 11 | 0 | 42 | 54 | 11 | 37 | 45 | 0 | 68 | 49 | 56 | 30 | 61 | 56 | 60 | 0 | 50 | 0 |
| Gesamt | 6 | 11 | 13 | 14 | 4 | 13 | 4 | 2 | 5 | 5 | 5 | 5 | 7 | 7 | 7 | 6 | 6 | 4 | 4 | 4 | 4 |
| Total | 29 | 75 | 64 | 25 | 4 | 55 | 58 | 13 | 42 | 50 | 5 | 73 | 56 | 63 | 37 | 67 | 62 | 64 | 4 | 54 | 4 |
| Etappe summiert | 23 | 87 | 138 | 149 | 149 | 191 | 245 | 256 | 293 | 338 | 338 | 406 | 455 | 511 | 541 | 602 | 658 | 718 | 718 | 768 | 768 |
| Gesamt summiert | 6 | 17 | 30 | 44 | 48 | 61 | 65 | 67 | 72 | 77 | 82 | 87 | 94 | 101 | 108 | 114 | 120 | 124 | 128 | 132 | 136 |
| Total | 29 | 104 | 168 | 193 | 197 | 252 | 310 | 323 | 365 | 415 | 420 | 493 | 549 | 612 | 649 | 716 | 778 | 842 | 846 | 900 | 904 |
| 0 | | | | | | | | | | | | | | | | | | | | | |
| Etappe | 0 | 0 | 0 | 0 | 0 | 0 | 0 | 0 | 0 | 0 | 0 | 0 | 0 | 0 | 0 | 0 | 0 | 0 | 0 | 0 | 0 |
| Gesamt | 0 | 0 | 0 | 0 | 0 | 0 | 0 | 0 | 0 | 0 | 0 | 0 | 0 | 0 | 0 | 0 | 0 | 0 | 0 | 0 | 0 |
| Total | 0 | 0 | 0 | 0 | 0 | 0 | 0 | 0 | 0 | 0 | 0 | 0 | 0 | 0 | 0 | 0 | 0 | 0 | 0 | 0 | 0 |
| Etappe summiert | 0 | 0 | 0 | 0 | 0 | 0 | 0 | 0 | 0 | 0 | 0 | 0 | 0 | 0 | 0 | 0 | 0 | 0 | 0 | 0 | 0 |
| Gesamt summiert | 0 | 0 | 0 | 0 | 0 | 0 | 0 | 0 | 0 | 0 | 0 | 0 | 0 | 0 | 0 | 0 | 0 | 0 | 0 | 0 | 0 |
| Total | 0 | 0 | 0 | 0 | 0 | 0 | 0 | 0 | 0 | 0 | 0 | 0 | 0 | 0 | 0 | 0 | 0 | 0 | 0 | 0 | 0 |
| 0 | | | | | | | | | | | | | | | | | | | | | |
| Etappe | 0 | 0 | 0 | 0 | 0 | 0 | 0 | 0 | 0 | 0 | 0 | 0 | 0 | 0 | 0 | 0 | 0 | 0 | 0 | 0 | 0 |
| Gesamt | 0 | 0 | 0 | 0 | 0 | 0 | 0 | 0 | 0 | 0 | 0 | 0 | 0 | 0 | 0 | 0 | 0 | 0 | 0 | 0 | 0 |
| Total | 0 | 0 | 0 | 0 | 0 | 0 | 0 | 0 | 0 | 0 | 0 | 0 | 0 | 0 | 0 | 0 | 0 | 0 | 0 | 0 | 0 |
| Etappe summiert | 0 | 0 | 0 | 0 | 0 | 0 | 0 | 0 | 0 | 0 | 0 | 0 | 0 | 0 | 0 | 0 | 0 | 0 | 0 | 0 | 0 |
| Gesamt summiert | 0 | 0 | 0 | 0 | 0 | 0 | 0 | 0 | 0 | 0 | 0 | 0 | 0 | 0 | 0 | 0 | 0 | 0 | 0 | 0 | 0 |
| Total | 0 | 0 | 0 | 0 | 0 | 0 | 0 | 0 | 0 | 0 | 0 | 0 | 0 | 0 | 0 | 0 | 0 | 0 | 0 | 0 | 0 |

Etappe Gesar Schlussk Total

1085 270 431 1786

1153 283 435 1871

1224 256 288 1768

768 136 190 1094

0 0 0 0

0 0 0 0

Tagesdurchschnitt Etappe und Gesamt

70 70 70 70 11 70 70 70 70 70 11 70 70 70 70 70 70 70 70 70 70 11

Durchschnitt für das Total der Etappen

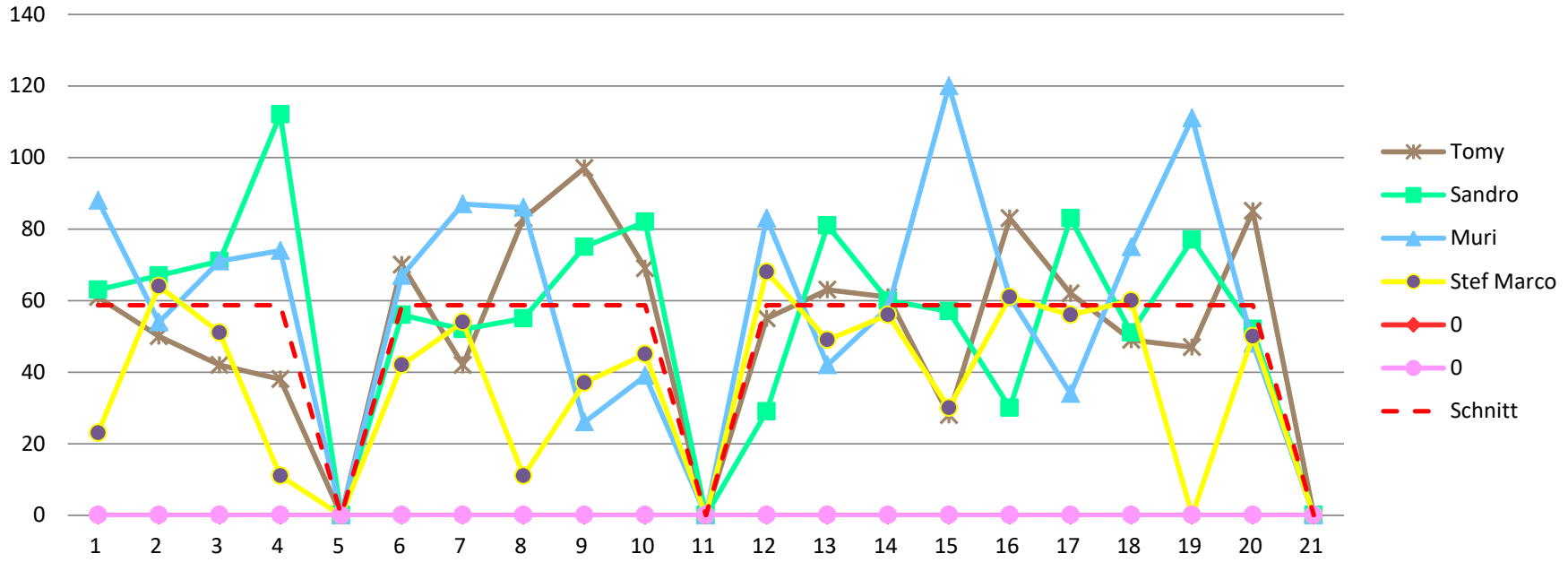
59 118 176 235 235 294 353 411 470 529 529 588 646 705 764 823 881 940 999 1058 1058

Durchschnitt für das Total der Etappe und Gesamt

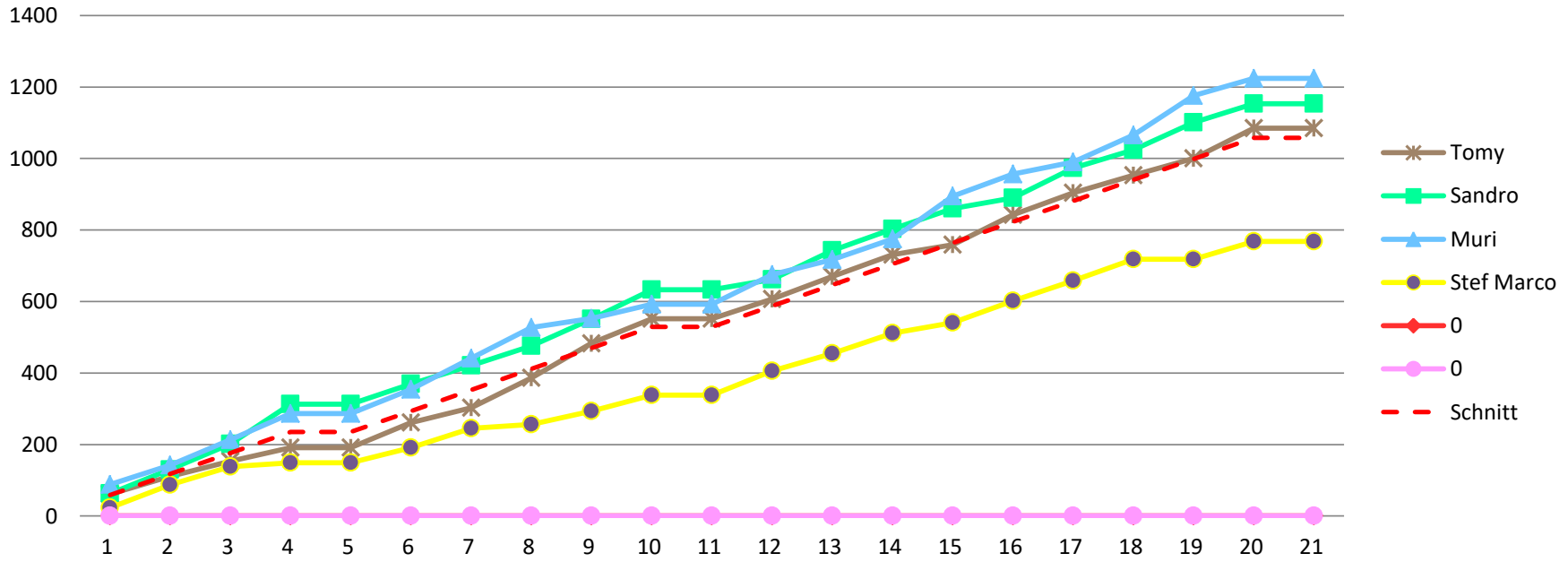
70 140 210 280 291 361 431 501 571 641 653 723 793 863 933 1003 1073 1143 1213 1283 1294

www.radtoto.com

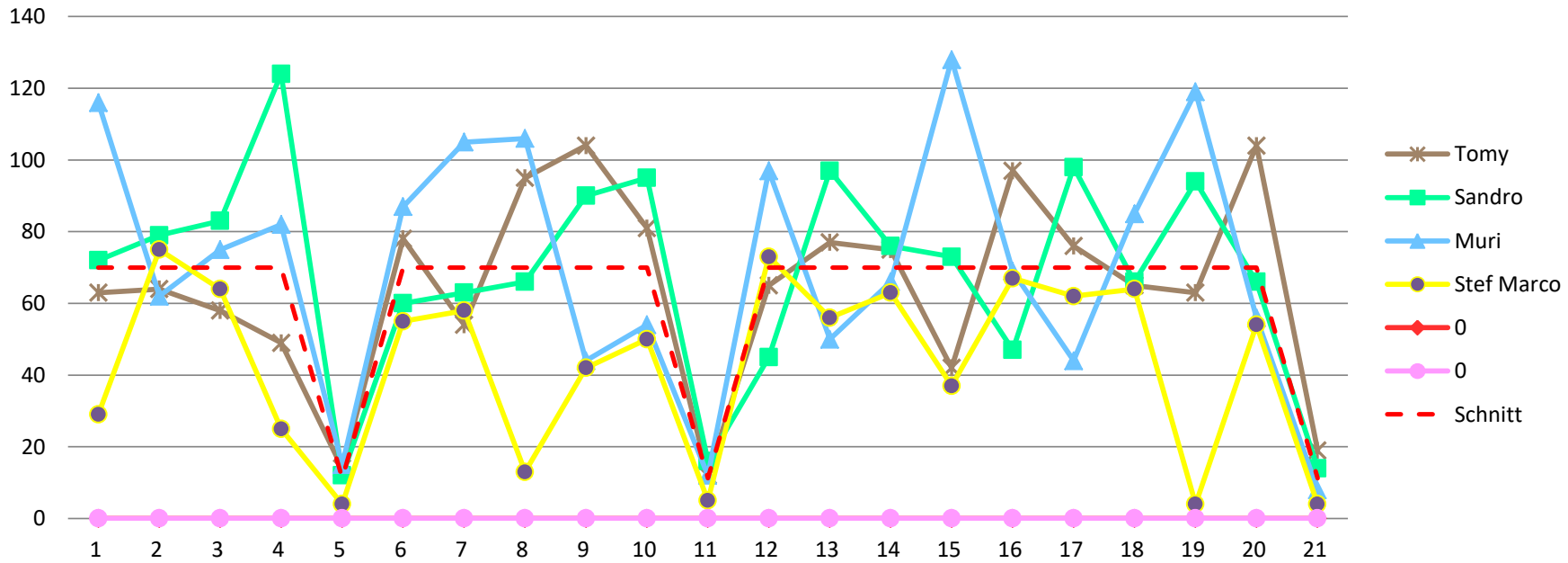
Punkte Etappe



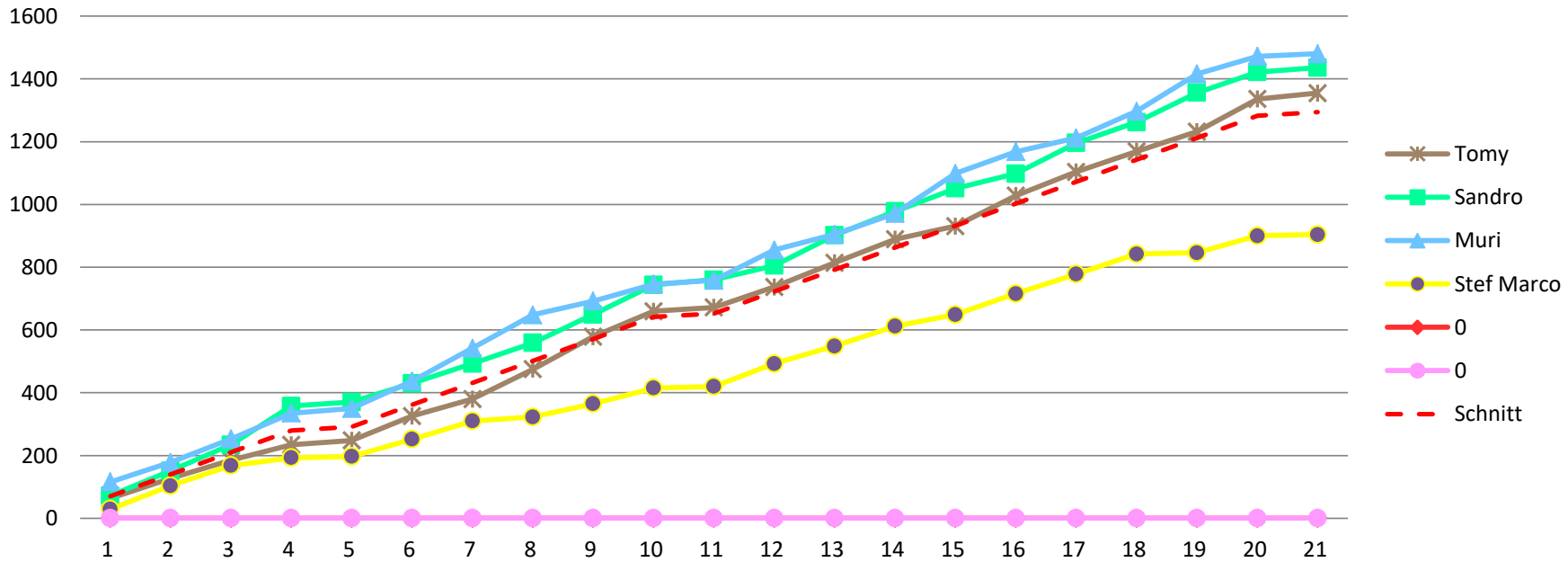
Punkte Etappe summiert



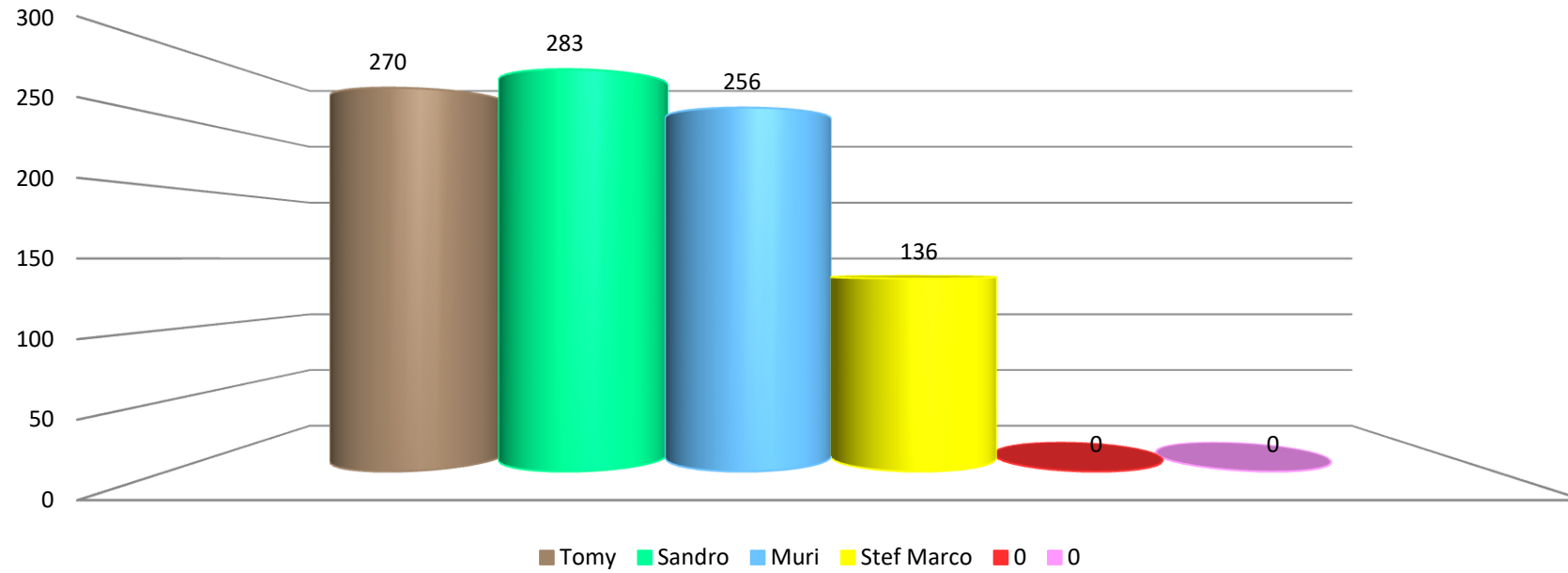
Punkte Etappe und Gesamt



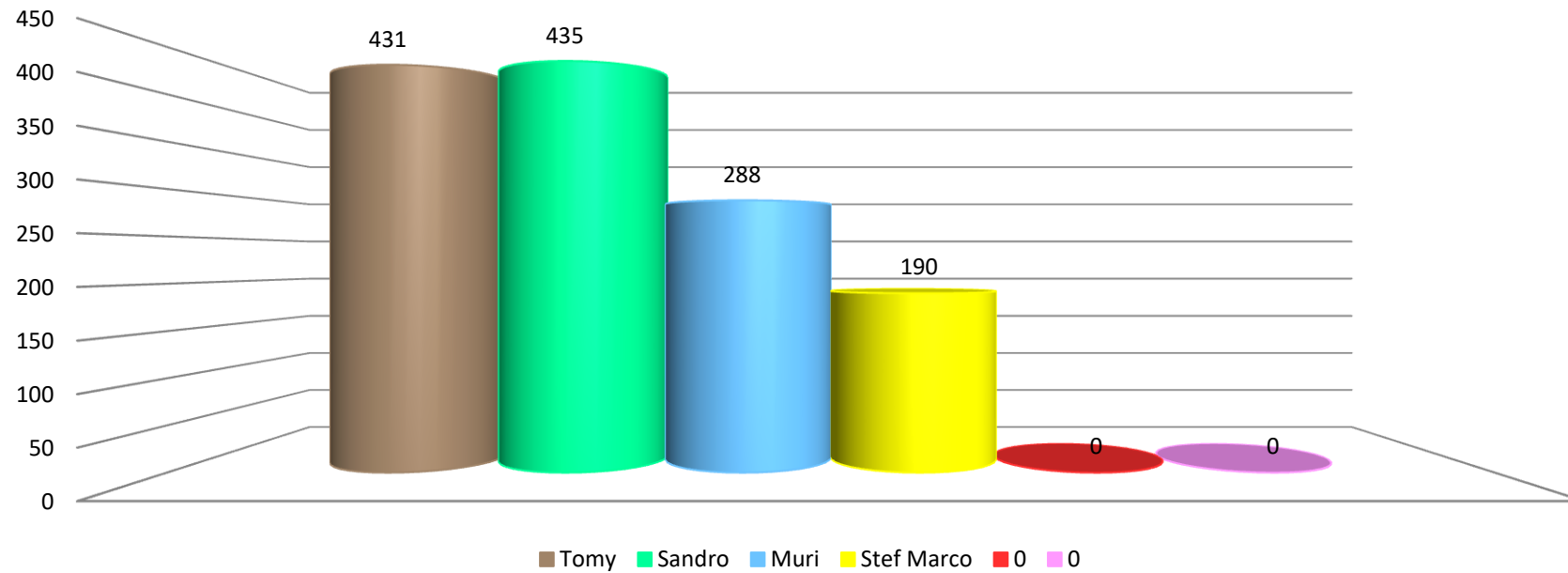
Punkte Etappe und Gesamt summiert



Gesamtklassament



Schlussklassament



Durchschnitt im Schlussklassament: **336**

Schlussklassament nach der Etappe: **21**

Total Punkte (Total Punkte, in Prozent, +/- Punkte)




| | | | | | | | |
|-----------------|------------|------------|------------|------------|-----------|-----------|--------------|
| Punkte % | 27% | 29% | 27% | 17% | 0% | 0% | Total |
| Punkte | 1786 | 1871 | 1768 | 1094 | 0 | 0 | 6519 |

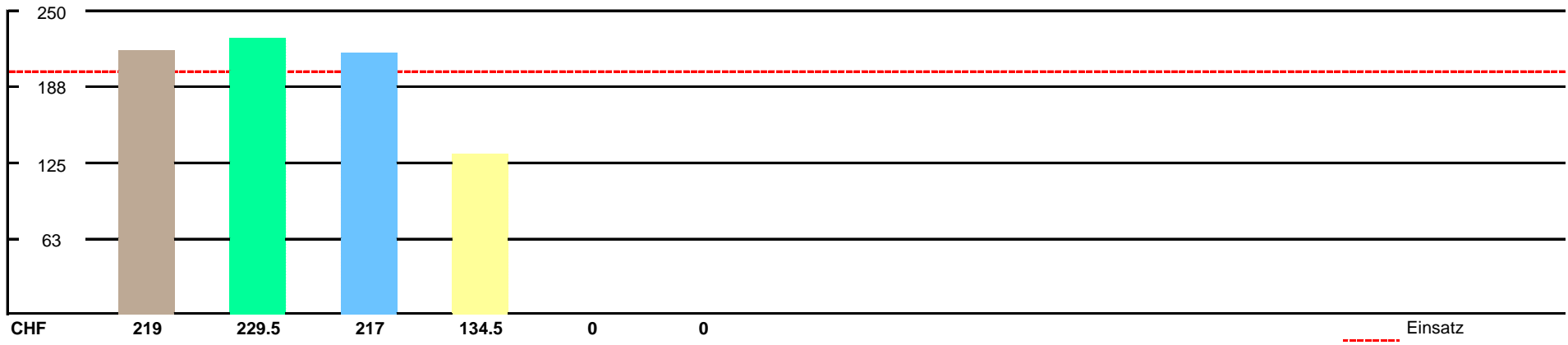
| | | | | | | |
|----------------|-------------|---------------|-------------|-------------------|----------|----------|
| Spieler | Tomy | Sandro | Muri | Stef Marco | 0 | 0 |
|----------------|-------------|---------------|-------------|-------------------|----------|----------|



| | | | | | | |
|--------------------|------------|------------|-----------|-------------|-----------|-----------|
| Pkte. +/- % | 10% | 15% | 8% | -33% | 0% | 0% |
| Pkte. +/- | 156 | 241 | 138 | -536 | 0 | 0 |



Total CHF (Total CHF, +/- CHF)



| Spieler | Tomy | Sandro | Muri | Stef Marco | 0 | 0 |
|---------|------|--------|------|------------|---|---|
| | | | | | | |

