

Datentabelle und Diagramme

Giro d'Italia

| Hasi | MZF 1 | 2 | 3 | BE! 4 | BE! 5 | w 6 | w 7 | w 8 | 9 | BE 10 | 11 | ZF 12 | 13 | be! 14 | w 15 | BE! 16 | BE! 17 | 18 | BE! 19 | 20 | ZF 21 |
|-------------------|------------|------------|------------|------------|------------|------------|------------|------------|------------|------------|------------|------------|------------|------------|------------|-------------|-------------|-------------|-------------|-------------|-------------|
| Hasi | 23 | 26 | 30 | 34 | 33 | 30 | 0 | 42 | 11 | 29 | 19 | 39 | 0 | 48 | 35 | 32 | 41 | 10 | 36 | 38 | 21 |
| Etappe | 4 | 9 | 11 | 12 | 9 | 9 | 9 | 9 | 9 | 9 | 9 | 7 | 7 | 5 | 7 | 2 | 2 | 4 | 2 | 2 | 2 |
| Gesamt | 27 | 35 | 41 | 46 | 42 | 39 | 9 | 51 | 20 | 38 | 28 | 46 | 7 | 53 | 42 | 34 | 43 | 14 | 38 | 40 | 23 |
| Etappe summiert | 23 | 49 | 79 | 113 | 146 | 176 | 176 | 218 | 229 | 258 | 277 | 316 | 316 | 364 | 399 | 431 | 472 | 482 | 518 | 556 | 577 |
| Gesamt summiert | 4 | 13 | 24 | 36 | 45 | 54 | 63 | 72 | 81 | 90 | 99 | 106 | 113 | 118 | 125 | 127 | 129 | 133 | 135 | 137 | 139 |
| Total | 27 | 62 | 103 | 149 | 191 | 230 | 239 | 290 | 310 | 348 | 376 | 422 | 429 | 482 | 524 | 558 | 601 | 615 | 653 | 693 | 716 |
| Roni | 20 | 29 | 6 | 25 | 34 | 18 | 68 | 16 | 18 | 22 | 24 | 55 | 37 | 49 | 3 | 33 | 27 | 97 | 21 | 36 | 50 |
| Etappe | 0 | 0 | 3 | 2 | 2 | 2 | 4 | 2 | 2 | 2 | 0 | 0 | 0 | 2 | 2 | 3 | 4 | 4 | 3 | 5 | 5 |
| Gesamt | 20 | 29 | 9 | 27 | 36 | 20 | 72 | 18 | 20 | 24 | 24 | 55 | 37 | 51 | 5 | 36 | 31 | 101 | 24 | 41 | 55 |
| Etappe summiert | 20 | 49 | 55 | 80 | 114 | 132 | 200 | 216 | 234 | 256 | 280 | 335 | 372 | 421 | 424 | 457 | 484 | 581 | 602 | 638 | 688 |
| Gesamt summiert | 0 | 0 | 3 | 5 | 7 | 9 | 13 | 15 | 17 | 19 | 19 | 19 | 19 | 21 | 23 | 26 | 30 | 34 | 37 | 42 | 47 |
| Total | 20 | 49 | 58 | 85 | 121 | 141 | 213 | 231 | 251 | 275 | 299 | 354 | 391 | 442 | 447 | 483 | 514 | 615 | 639 | 680 | 735 |
| Muri Marco | 24 | 29 | 92 | 78 | 34 | 42 | 22 | 80 | 45 | 52 | 25 | 53 | 23 | 19 | 30 | 56 | 62 | 46 | 53 | 34 | 34 |
| Etappe | 0 | 2 | 11 | 15 | 16 | 18 | 18 | 20 | 20 | 20 | 20 | 17 | 17 | 15 | 15 | 15 | 15 | 15 | 17 | 17 | 17 |
| Gesamt | 24 | 31 | 103 | 93 | 50 | 60 | 40 | 100 | 65 | 72 | 45 | 70 | 40 | 34 | 45 | 71 | 77 | 61 | 70 | 51 | 51 |
| Etappe summiert | 24 | 53 | 145 | 223 | 257 | 299 | 321 | 401 | 446 | 498 | 523 | 576 | 599 | 618 | 648 | 704 | 766 | 812 | 865 | 899 | 933 |
| Gesamt summiert | 0 | 2 | 13 | 28 | 44 | 62 | 80 | 100 | 120 | 140 | 160 | 177 | 194 | 209 | 224 | 239 | 254 | 269 | 286 | 303 | 320 |
| Total | 24 | 55 | 158 | 251 | 301 | 361 | 401 | 501 | 566 | 638 | 683 | 753 | 793 | 827 | 872 | 943 | 1020 | 1081 | 1151 | 1202 | 1253 |
| Tomy | 52 | 55 | 31 | 63 | 45 | 84 | 82 | 71 | 61 | 71 | 65 | 32 | 59 | 59 | 27 | 28 | 68 | 43 | 46 | 47 | 72 |
| Etappe | 12 | 18 | 6 | 12 | 7 | 7 | 7 | 11 | 11 | 5 | 7 | 6 | 4 | 4 | 4 | 4 | 5 | 5 | 5 | 5 | 5 |
| Gesamt | 64 | 73 | 37 | 75 | 52 | 91 | 89 | 82 | 72 | 76 | 72 | 38 | 63 | 63 | 31 | 32 | 73 | 48 | 51 | 52 | 77 |
| Etappe summiert | 52 | 107 | 138 | 201 | 246 | 330 | 412 | 483 | 544 | 615 | 680 | 712 | 771 | 830 | 857 | 885 | 953 | 996 | 1042 | 1089 | 1161 |
| Gesamt summiert | 12 | 30 | 36 | 48 | 55 | 62 | 69 | 80 | 91 | 96 | 103 | 109 | 113 | 117 | 121 | 125 | 130 | 135 | 140 | 145 | 150 |
| Total | 64 | 137 | 174 | 249 | 301 | 392 | 481 | 563 | 635 | 711 | 783 | 821 | 884 | 947 | 978 | 1010 | 1083 | 1131 | 1182 | 1234 | 1311 |
| René | 27 | 50 | 59 | 5 | 25 | 38 | 27 | 25 | 34 | 22 | 41 | 23 | 48 | 19 | 57 | 40 | 12 | 31 | 48 | 11 | 31 |
| Etappe | 0 | 4 | 14 | 4 | 6 | 4 | 2 | 0 | 0 | 2 | 2 | 5 | 5 | 9 | 7 | 7 | 7 | 5 | 4 | 4 | 4 |
| Gesamt | 27 | 54 | 73 | 9 | 31 | 42 | 29 | 25 | 34 | 24 | 43 | 28 | 53 | 28 | 64 | 47 | 19 | 36 | 52 | 15 | 35 |
| Etappe summiert | 27 | 77 | 136 | 141 | 166 | 204 | 231 | 256 | 290 | 312 | 353 | 376 | 424 | 443 | 500 | 540 | 552 | 583 | 631 | 642 | 673 |
| Gesamt summiert | 0 | 4 | 18 | 22 | 28 | 32 | 34 | 34 | 34 | 36 | 38 | 43 | 48 | 57 | 64 | 71 | 78 | 83 | 87 | 91 | 95 |
| Total | 27 | 81 | 154 | 163 | 194 | 236 | 265 | 290 | 324 | 348 | 391 | 419 | 472 | 500 | 564 | 611 | 630 | 666 | 718 | 733 | 768 |
| Sandro | 89 | 46 | 17 | 30 | 64 | 23 | 36 | 1 | 66 | 39 | 61 | 33 | 68 | 41 | 83 | 46 | 25 | 8 | 31 | 69 | 27 |
| Etappe | 17 | 12 | 0 | 0 | 5 | 5 | 5 | 3 | 3 | 7 | 7 | 10 | 12 | 10 | 10 | 14 | 12 | 12 | 14 | 12 | 12 |
| Gesamt | 106 | 58 | 17 | 30 | 69 | 28 | 41 | 4 | 69 | 46 | 68 | 43 | 80 | 51 | 93 | 60 | 37 | 20 | 45 | 81 | 39 |
| Etappe summiert | 89 | 135 | 152 | 182 | 246 | 269 | 305 | 306 | 372 | 411 | 472 | 505 | 573 | 614 | 697 | 743 | 768 | 776 | 807 | 876 | 903 |
| Gesamt summiert | 17 | 29 | 29 | 29 | 34 | 39 | 44 | 47 | 50 | 57 | 64 | 74 | 86 | 96 | 106 | 120 | 132 | 144 | 158 | 170 | 182 |
| Total | 106 | 164 | 181 | 211 | 280 | 308 | 349 | 353 | 422 | 468 | 536 | 579 | 659 | 710 | 803 | 863 | 900 | 920 | 965 | 1046 | 1085 |

Etappe Gesamt Schlusssk Total

577 139 143 **859**

688 47 104 **839**

933 320 419 **1672**

1161 150 234 **1545**

673 95 148 **916**

903 182 296 **1381**

Tagesdurchschnitt Etappe und Gesamt

45 47

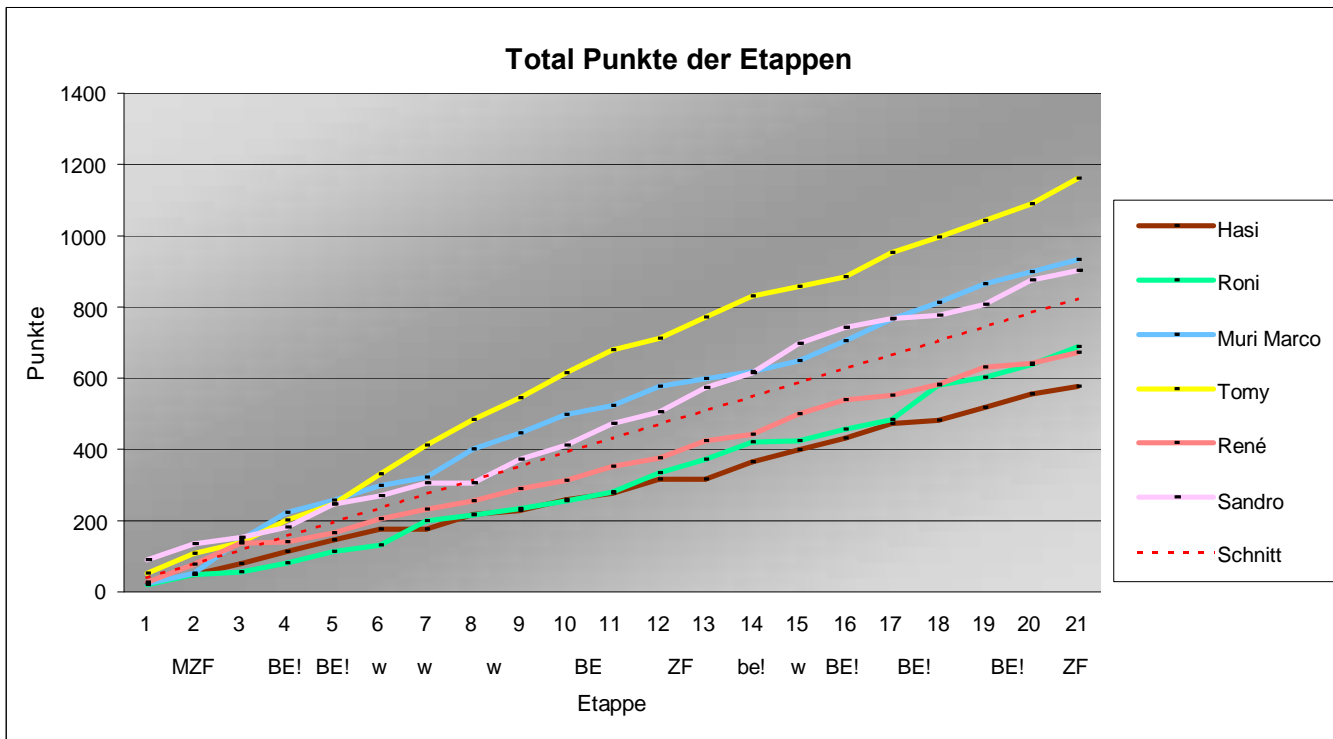
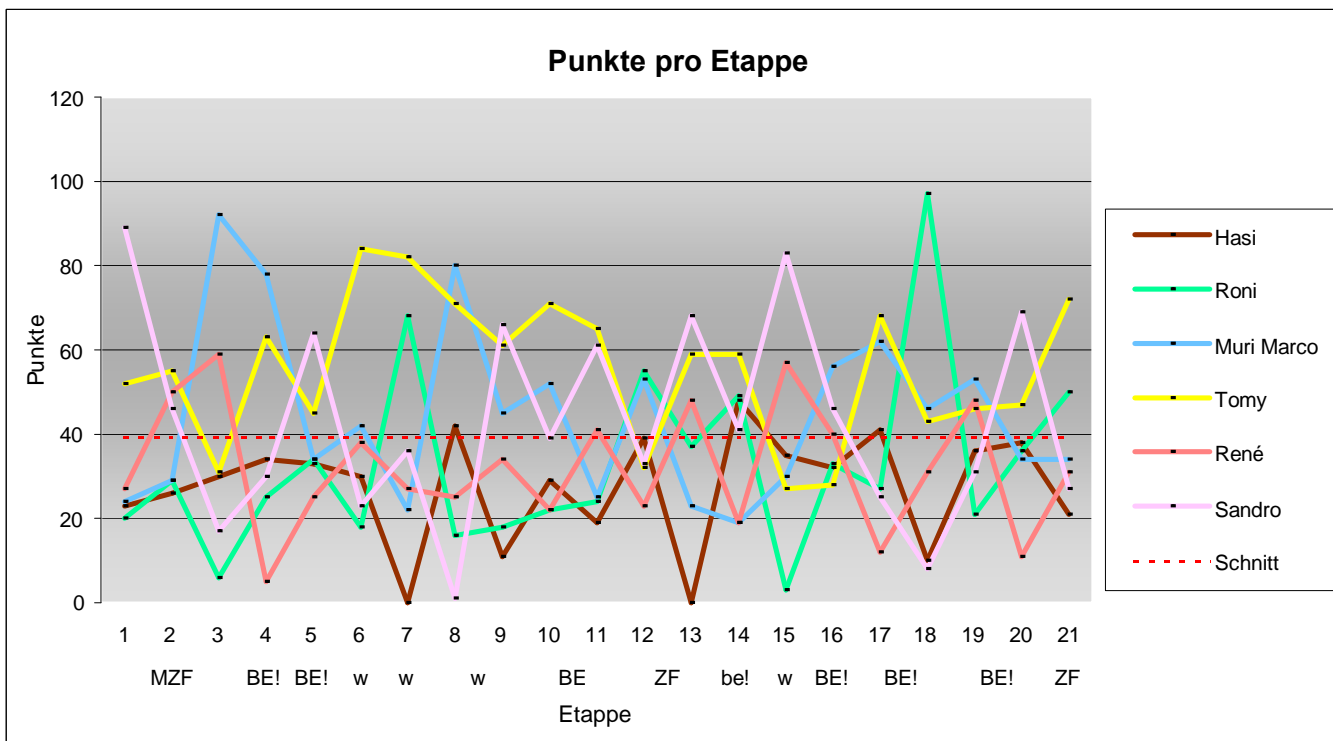
Durchschnitt für das Total der Etappen

39 78 118 157 196 235 274 313 353 392 431 470 509 548 588 627 666 705 744 783 823

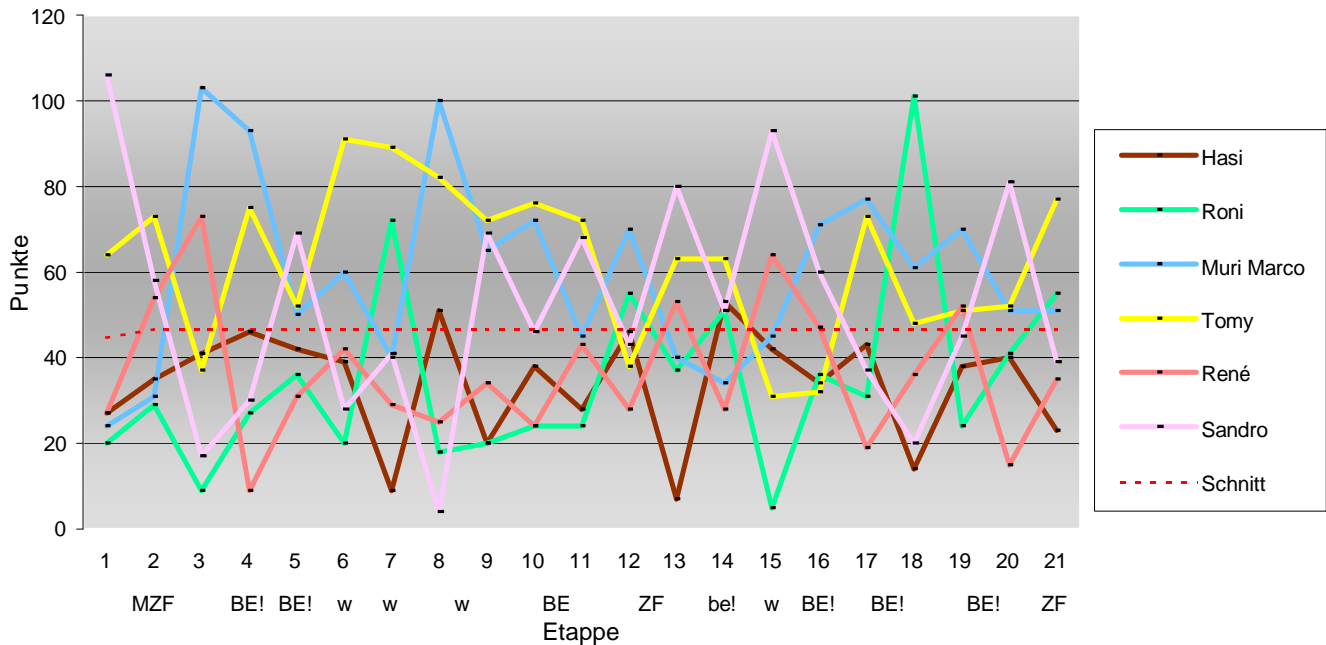
Durchschnitt für das Total der Etappe und Gesamt

45 91 138 185 231 278 325 371 418 465 511 558 605 651 698 745 791 838 885 931 978

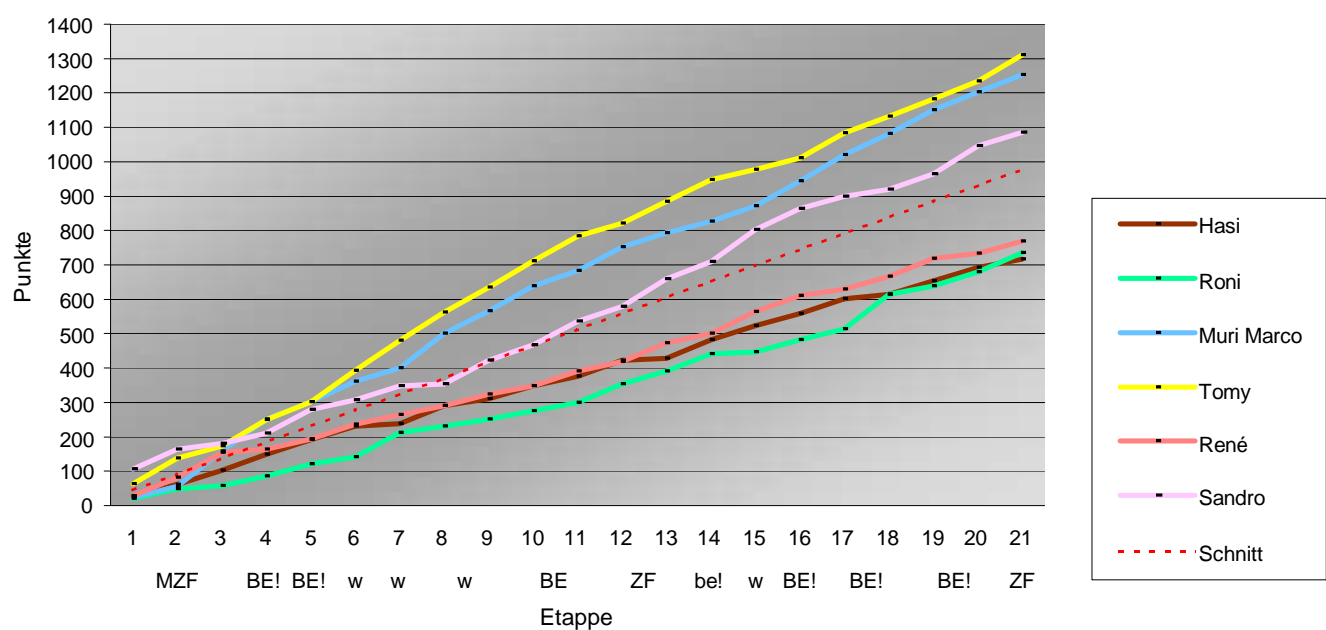
www.radtoto.com

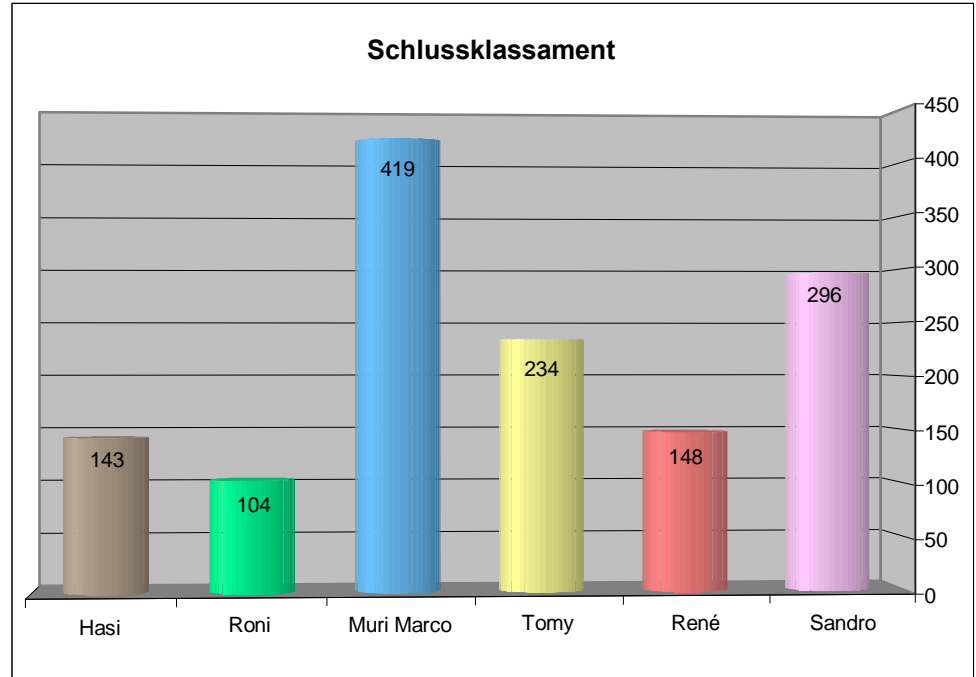
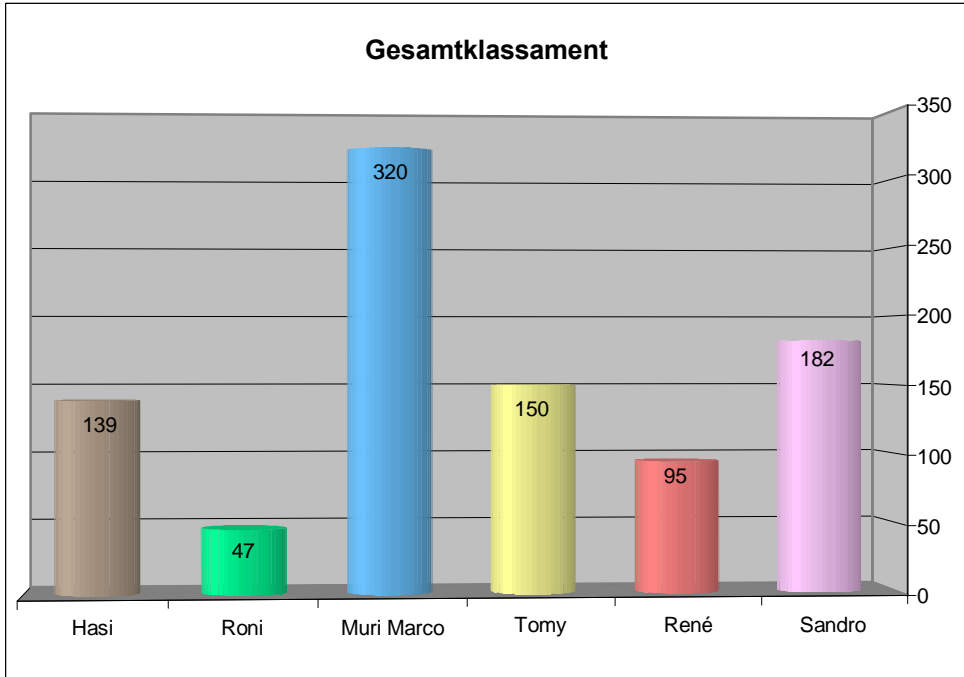


Punkte pro Etappe und Gesamt



Total Punkte der Etappe und Gesamt





Durchschnitt Schlussklassament 224

